

Zoom Lens

This zoom lens is designed for use with Panasonic's applicable projectors. The lens makes it possible to vary the projection distance by changing the focal distance.

NOTE: The lens cannot be used by itself. It must be mounted onto the specified Panasonic DLP™ projector.

Specifications

F value:	1.7-1.9
Focal distance (f):	25.6-35.7 mm
Throw ratio	WUXGA 1.71-2.41:1 (16:10 aspect ratio)
	WXGA 1.80-2.54:1 (16:10 aspect ratio)
	XGA 1.78-2.50:1 (4:3 aspect ratio)
Dimensions (W × H × D):	95 × 95 × 166 mm (3-3/4 × 3-3/4 × 6-17/32 inches)
Weight:	0.9 kg (2.0 lbs)
Applicable projector:	Group A PT-DZ870/DZ870L/DW830/DW830L/DX100/DX100L
	Group B PT-DZ770/DZ770L/DW740/DW740L/DX810/DX810L/DZ680/DZ680L/DW640/DW640L/DX610/DX610L/DZ6710/DZ6710L/DW730/DW730L/DX800/DX800L/DZ6700/DZ6700L/DW6300/DW6300L/D6000/D6000L/D5000/D5000L
	Group C PT-RCQ10/RCQ10L/RCQ80/RCQ80L/RZ990/RZ990L/RZ890/RZ890L/RZ790/RZ790L/RZ690/RZ690L/RZ120/RZ120L/RZ970/RZ970L/RW930/RW930L/RX110/RX110L/RZ870/RZ870L/RZ770/RZ770L/RW730/RW730L/RZ670/RZ670L/RZ660/RZ660L/RW630/RW630L/RW620/RW620L
	Group D PT-DZ780/DZ780L/DW750/DW750L/DX820/DX820L

Dimensions

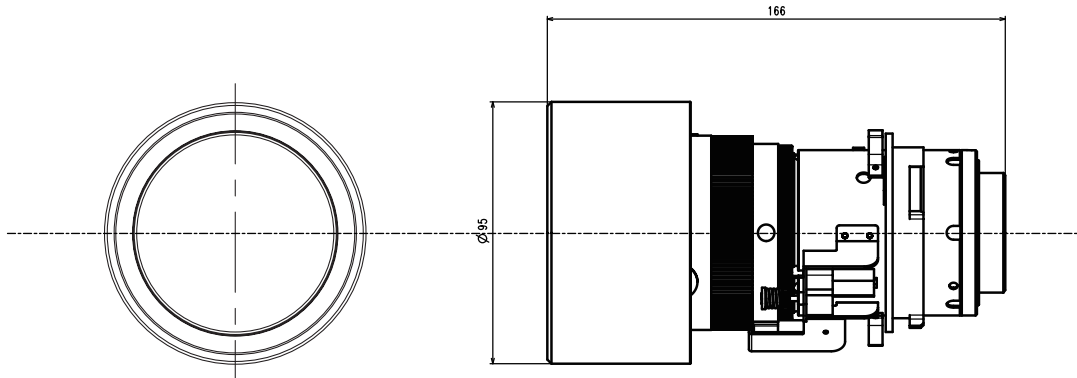
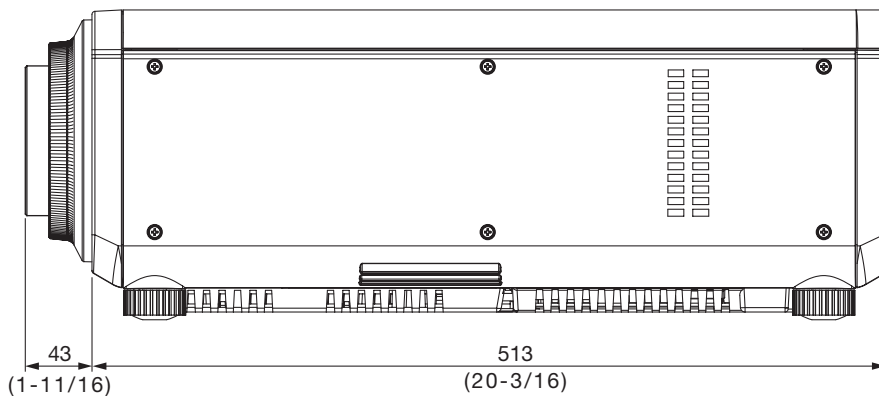


Illustration shows the lens attached to an applicable projector.

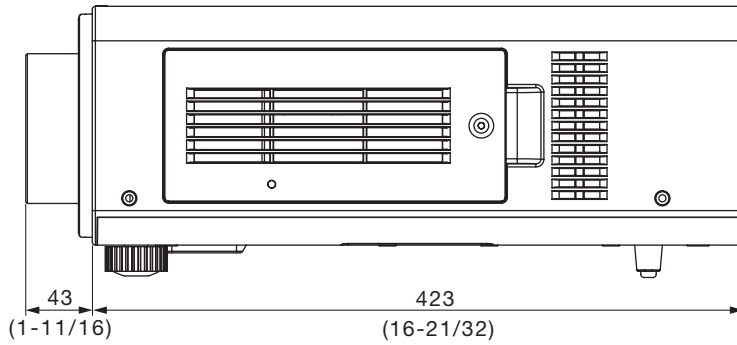
[Group A]



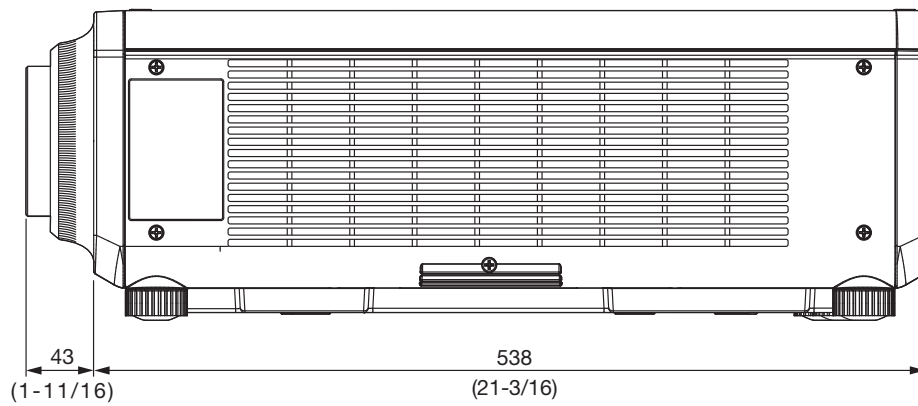
unit : mm (inch)

NOTE: This illustration is not drawn to scale.

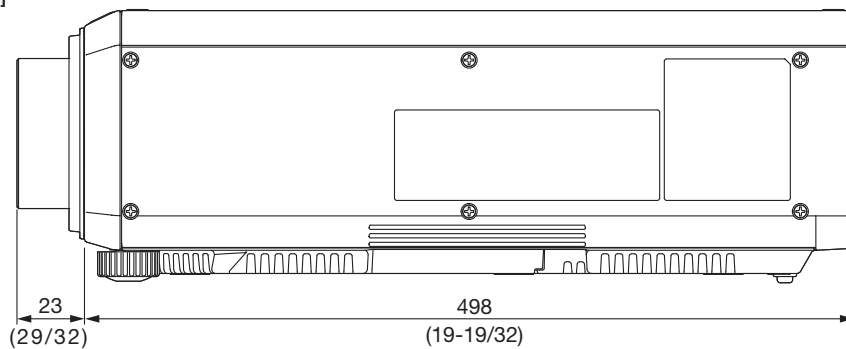
[Group B]



[Group C]



[Group D]



unit : mm (inch)
NOTE: This illustration is not drawn to scale.

For information on the projection distance, refer to the specifications for the projector to which the lens will be mounted.
DLP is a trademark of Texas Instruments. Weights and dimensions shown are approximate. Specifications subject to change without notice.